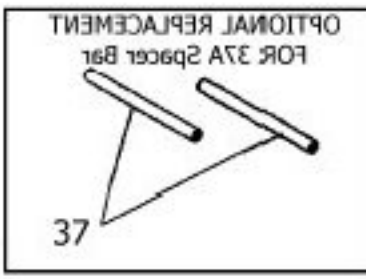
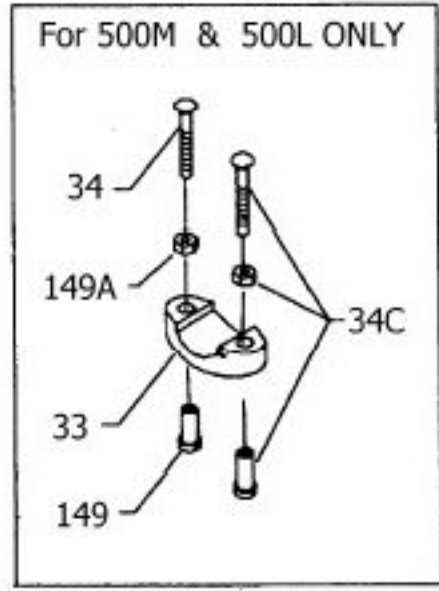
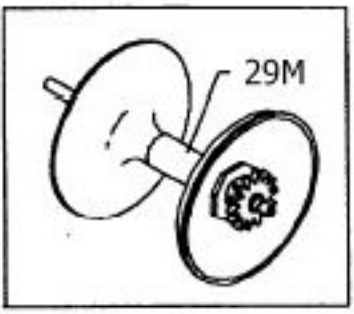


Parts Schematic  
Penn 500-LH, 500L-LH  
Jigmaster (Left Hand)



Penn Reel Parts list for:

Model: 500-LH, 500L-LH Jigmaster LEFT HAND Versior

KEY NO	PART NO.	DESCRIPTION
1	1-500	LEFT SIDE PLATE (BLACK)
2	2-250	RIGHT SIDE RING (OUTER)
3	3-500LH	BRIDGE W/ SLEEVE (LEFT HAND VERSION)
4	4-60	FIBER WASHER
5	5-500LH	MAIN GEAR (LEFT HAND VERSION)
6	6-309	DRAG WASHER (3 REQ.)
7	7C-500	METAL WASHER SET
8	8-60	TENSION SPRING
9	9-60	SPACING SLEEVE
10	10-60LH	STAR DRAG WHEEL (LEFT HAND VERSION)
11	11-99	ECCENTRIC JACK
12	12-500	PINION YOKE
13	13-500LH	PINION GEAR (LEFT HAND VERSION)
14	14-500	DOG SPRING
15	15-500	DOG
16	16-60CH	LOWER BRIDGE SCREW
17	17-60CH	UPPER BRIDGE SCREW
18	18-60	CLUTCH SPRING
19	19-250	ECCENTRIC
20	20-60L	ECCENTRIC SPRING
21	21-66	ECCENTRIC LEVER
22	22-99	ECCENTRIC SCREW
23	23-60	HANDLE SCREW
23A	110-60	HANDLE LOCK SCREW
24	24-66	HANDLE
26	26-155	LEFT SIDE BEARING

KEY NO	PART NO.	DESCRIPTION
27	27-500	RIGHT SIDE PLATE (BLACK)
28	28-250	RIGHT SIDE RING (INNER)
29L	29L-500	SPOOL
29M	29M-250	SPOOL (optional)
30	30-200	STAND
31	31-10	LEFT SIDE STAND SCREW (2 REQ.)
32	32-16CH	RIGHT SIDE STAND SCREW
33	33-113	ROD CLAMP (GRAPHITE)
*	33R-200	METAL RINGED ROD CLAMP (OPTIONAL)
34	34-45	CLAMP SCREW
34C	34C-45	ROD CLAMP SCREW W/ NUTS F/GRAPHITE
35	35-60	CLICK TOUNGE
36	36-60CH	CLICK BUTTON
37	37-155	POSTS (OPTIONAL - 4 REQ.)
		CAN USE TWO 37'S IN PLACE OF ONE 37A
37A	37A-500S	SPACER BAR (2 REQ.)
38	38-7	R.S. SPACER SCREW (4 REQ.)
39	39-5	J.S. SPACER SCREW (4 REQ.)
40	40-60	RIGHT SIDE BEARING
41	41-80	BEARING SPRING
42	129-200	TAKE APART THUMB SCREW
62	62-309	CLICK SPRING
63	63-209	CLICK SPRING SCREW
98	98-60LH	GEAR SLEEVE (LEFT HAND VERSION)
149	149-45	CLAMP NUT (2 REQ.) F/GRAPHITE
149A	149-200	HEX NUT (2 REQ.) EITHER CLAMP
*	152-200	WINGED NUT F/METAL CLAMP

\* Not Shown