

* If your reel has old-type mag control dial as indicated below in the exploded view (C), please use the parts in the box below the main diagram to order these specific parts.


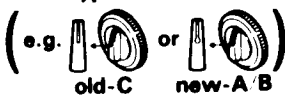
S on reel foot distinguishes 1987 production reel that was changed after 25,000 pieces. This is on (B) type reel only.

SHIMANO®

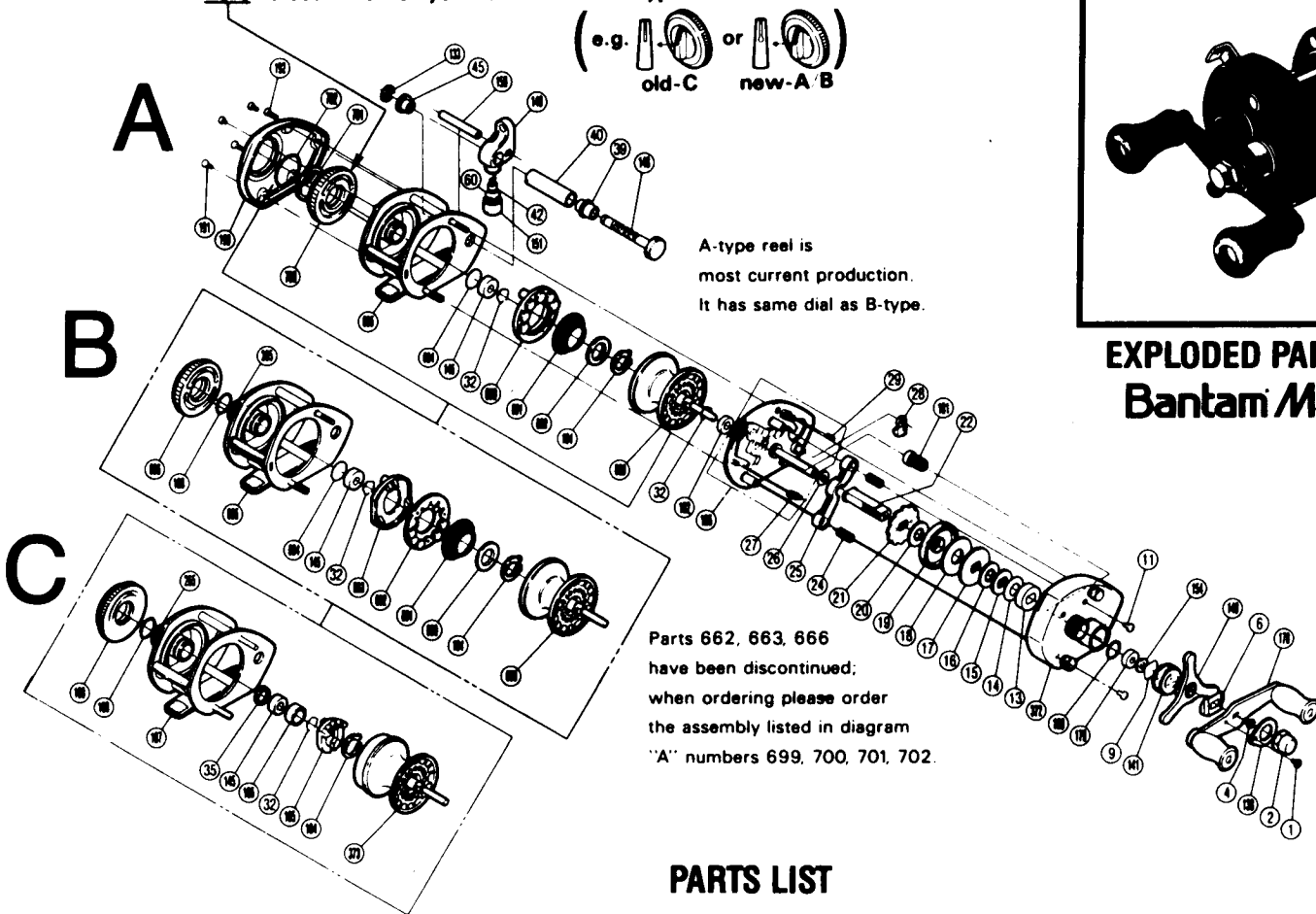
1987 REPAIR MANUAL

Shimano American Corporation, One Shimano Drive
Irvine, CA 92718

* Please check the head of the "Magnetic Control Dial" here to see whether you have A B or C type reel.



EXPLODED PARTS VIEW
Bantam Mag I/OX



A-type reel is most current production. It has same dial as B-type.

Parts 662, 663, 666 have been discontinued; when ordering please order the assembly listed in diagram "A" numbers 699, 700, 701, 702.

PARTS LIST

PART #	DESCRIPTION
BNT 0001	Handle Screw "B"
BNT 0002	Handle Nut
BNT 0004	Drive Shaft (Retainer) Screw
BNT 0006	Friction Washer (A)
BNT 0009	Spacer (A)
BNT 0011	Set Plate Screw
BNT 0013	Bushing (B)
BNT 0014	Friction Washer (B)
BNT 0015	Drag Spring Washer
BNT 0016	Friction Washer (C)
BNT 0017	Key Washer
BNT 0018	Drag Washer
BNT 0019	Drive Gear
BNT 0020	Drive Shaft Washer (B)
BNT 0021	Anti-Reverse Ratchet
BNT 0022	Drive Shaft
BNT 0024	(Pinion) Yoke Spring
BNT 0025	(Pinion) Yoke
BNT 0026	Drive Shaft Washer (A)
BNT 0027	Retractor Spring A
BNT 0028	Anti-Reverse Pawl Assembly
BNT 0029	Retractor Spring (B)
BNT 0032	Bearing Retainer

PART #	DESCRIPTION
BNT 0035	Spacer (B)
BNT 0039	Worm Bearing (A)
BNT 0040	Level Wind Guard
BNT 0042	Line Guide Pawl
BNT 0045	Worm Bearing (B)
BNT 0060	Spacer (Optional)
BNT 0133	Worm Shaft Retainer
BNT 0138	Handle Nut (Lock) Plate
BNT 0140	Star Drag Assembly
BNT 0141	Cast Control Cap
BNT 0145	Bushing (D)
BNT 0148	Worm Shaft Assembly
BNT 0149	Line Guide (Assembly)
BNT 0150	(Line Guide) Stabilizer Bar
BNT 0151	Pawl Cap
BNT 0154	Felt Washer
BNT 0178	Handle (Assembly)
BNT 0179	Bushing (A)
BNT 0181	Pinion Gear (Assembly)
BNT 0182	Bushing (C)
BNT 0184	Magnet Retainer Lock
BNT 0185	Magnet Retainer (Assembly)
BNT 0186	Bearing Spacer

PART #	DESCRIPTION
BNT 0187	Frame (Assembly)
BNT 0188	O Ring
BNT 0189	Magnetic Control Dial
BNT 0190	Left Side Plate
BNT 0191	Side Plate Screw
BNT 0192	Stabilizer Bar Screw (B)
BNT 0196	Set Plate (Assembly)
BNT 0265	Spacer (Optional)
BNT 0372	Right Side Plate Assembly
BNT 0373	Spool Assembly
BNT 0659	Spool Assembly
BNT 0660	Spring Spacer
BNT 0661	Magnet Retainer Spring
BNT 0662	Magnet Retainer Assembly
BNT 0663	Magnet Cam
BNT 0664	Spacer (B)
BNT 0665	Frame Assembly
BNT 0666	Magnetic Control Dial
BNT 0699	Magnet Retainer Assembly
BNT 0700	Magnetic Control Dial
BNT 0701	Thrust Washer Spacer (Optional)
BNT 0702	Dial O Ring

Prices and specifications subject to change without notice.

OCTOBER, 1987