



SHIMANO®

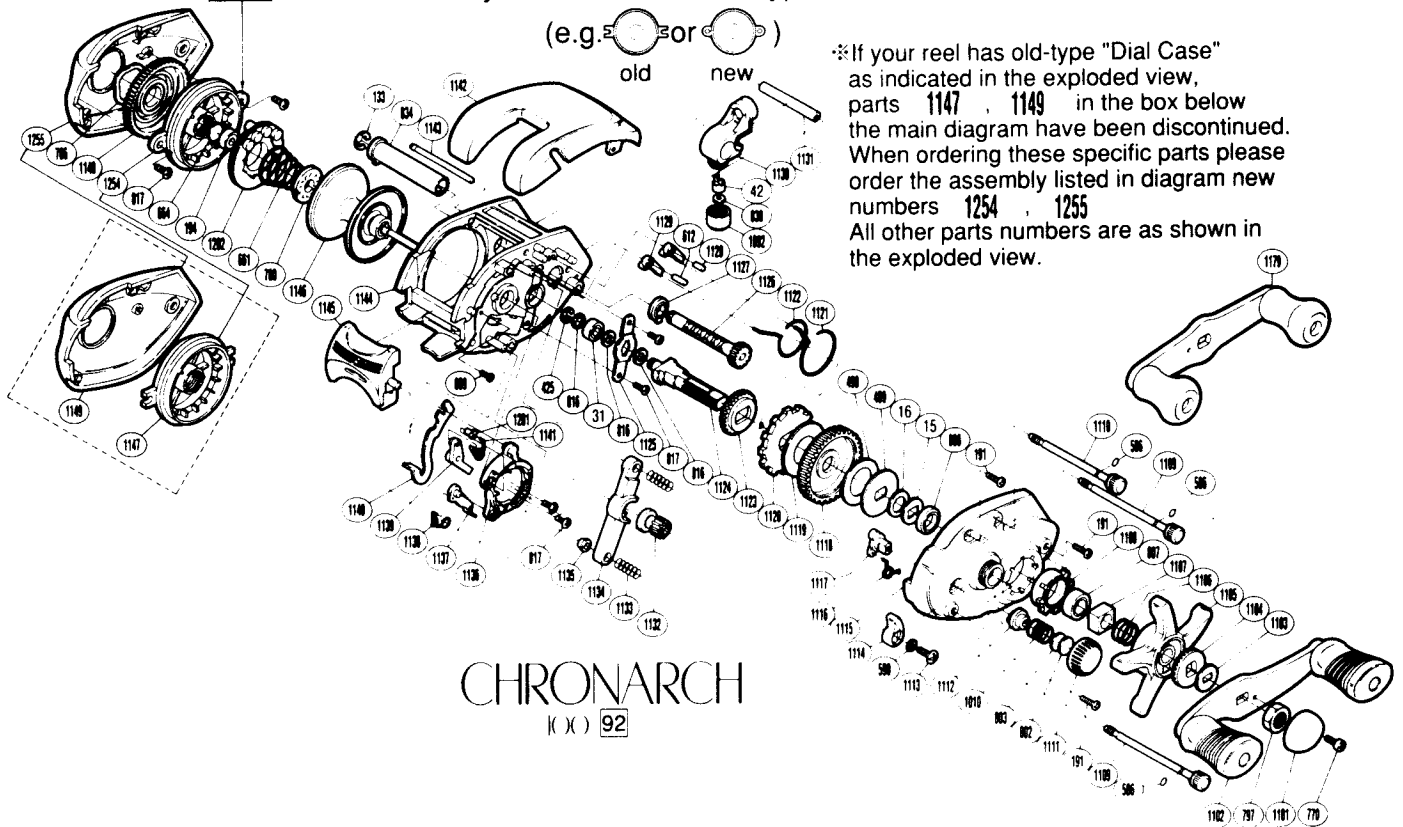
1992 REPAIR MANUAL

Shimano American Corporation, One Shimano Dr.
Irvine, CA 92718

※Please check this eared part of the "Dial Case"
here to see whether you have old or new-type reel.

(e.g.  or )
old new

※If your reel has old-type "Dial Case"
as indicated in the exploded view,
parts 1147, 1149 in the box below
the main diagram have been discontinued.
When ordering these specific parts please
order the assembly listed in diagram new
numbers 1254, 1255
All other parts numbers are as shown in
the exploded view.



CHRONARCH
100 92

BNT No.	PARTS NAMES	BNT No.	PARTS NAMES	BNT No.	PARTS NAMES
0015	Drag Spring Washer	1101	Handle Nut Cover	1131	Stabilizer Bar
0016	Friction Washer (C)	1102	Twin Power Handle Assembly	1132	Pinion Gear
0031	Drive Shaft Bearing (A)	1103	Friction Washer (A)	1133	Yoke Spring
0042	Line Guide Pawl	1104	Click Gear	1134	Yoke
0133	Worm Shaft Retainer	1105	Star Drag	1135	Yoke Spacer
0191	Right Side Plate Screw	1106	Star Drag Spring	1136	Clutch Cam
0194	Ball Bearing	1107	Star Drag Nut	1137	Clutch Pawl
0425	Drive Shaft Lock	1108	Bearing Holder	1138	Clutch Pawl Spring
0489	Key Washer (A)	1109	Side Plate Bolt (A)	1139	Joint Plate
0490	Drag Washer (B)	1110	Side Plate Bolt (B)	1140	Clutch Plate
0586	Bolt Retainer	1111	Cast Control Cap	1141	Retractor Spring
0590	Lock Washer	1112	Spool Shaft Bushing	1142	Thumb Rest
0609	Clutch Plate Retainer Screw	1113	Flipping Lever Screw	1143	Thumb Rest Support
0612	Anti-Reverse Pawl Pin (A)	1114	Flipping Lever	1144	One-Piece Frame
0661	Magnet Retainer Spring	1115	Right Side Plate	1145	Quick-Fire II Clutch Bar
0664	Spacer (B)	1116	Cam Spring	1146	Spool Assembly
0766	Dial Friction Washer	1117	Flipping Cam	1148	Magnetic Control Dial
0770	Handle Nut Cover Screw	1118	Drive Gear	1179	Handle Assembly (spare)
0780	Magnet Retainer Lock	1119	Drag Washer (A)	1201	Retractor Spring Collar
0797	Handle Nut	1120	Anti-Reverse Ratchet	1202	Magnet Retainer
0802	Spool Tension Spacer (B)	1121	Anti-Reverse Pawl Spring (B)	1254	Dial Case
0803	Spool Tension Spacer (A)	1122	Anti-Reverse Pawl Spring (A)	1255	Left Side Plate
0807	Drive Shaft Bearing (B)	1123	Idle Gear		
0808	Friction Washer (B)	1124	Drive Shaft		
0816	Drive Shaft Washer	1125	Drive Shaft Retainer		
0817	Multi Purpose Screw	1126	Worm Shaft		
0830	Spacer (optional)	1127	Worm Bearing		
0834	Level Wind Guard	1128	Anti-Reverse Pawl Pin (B)		
1010	Spool Tension Spring	1129	Anti-Reverse Pawl	1147	Dial Case
1092	Pawl Cap	1130	Line Guide	1149	Left Side Plate

(030508)

Prices and specifications subject to change without notice