



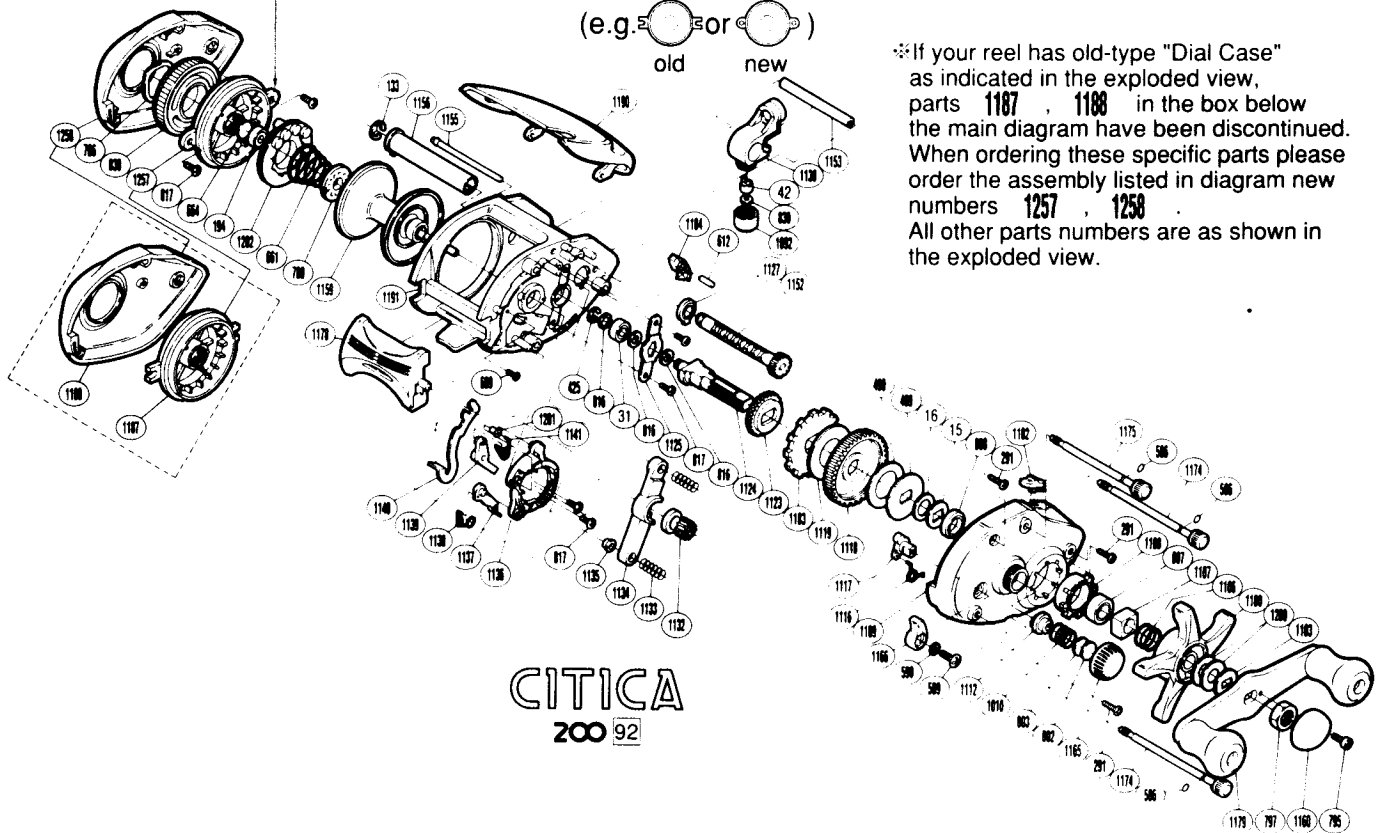
SHIMANO®

1992 REPAIR MANUAL

Shimano American Corporation, One Shimano Dr.
Irvine, CA 92718

※Please check this eared part of the "Dial Case"
here to see whether you have old or new-type reel.

(e.g.  or )
old new



※If your reel has old-type "Dial Case" as indicated in the exploded view, parts 1187, 1188 in the box below the main diagram have been discontinued. When ordering these specific parts please order the assembly listed in diagram new numbers 1257, 1258. All other parts numbers are as shown in the exploded view.

CITICA
200 92

BNT No.	PARTS NAMES	BNT No.	PARTS NAMES	BNT No.	PARTS NAMES
0015	Drag Spring Washer	1092	Pawl Cap	1160	Handle Nut Cover
0016	Friction Washer (C)	1103	Friction Washer (A)	1165	Cast Control Cap
0031	Drive Shaft Bearing (A)	1106	Star Drag Spring	1166	Flipping Lever
0042	Line Guide Pawl	1107	Star Drag Nut	1174	Side Plate Bolt (A)
0133	Worm Shaft Retainer	1108	Bearing Holder	1175	Side Plate Bolt (B)
0194	Ball Bearing	1112	Spool Shaft Bushing	1178	Quick-Fire II Clutch Bar
0291	Right Side Plate Screw	1116	Cam Spring	1179	Handle Assembly
0425	Drive Shaft Lock	1117	Flipping Cam	1180	Star Drag
0489	Key Washer (A)	1118	Drive Gear	1182	Anti-Reverse Switch
0490	Drag Washer (B)	1119	Drag Washer (A)	1183	Anti-Reverse Ratchet
0586	Bolt Retainer	1123	Idle Gear	1184	Anti-Reverse Pawl
0589	Flipping Lever Screw	1124	Drive Shaft	1189	Right Side Plate
0590	Lock Washer	1125	Drive Shaft Retainer	1190	Thumb Rest
0609	Clutch Plate Retainer Screw	1127	Worm Bearing	1191	One-Piece Frame
0612	Anti-Reverse Pawl Pin	1130	Line Guide	1200	Star Drag Spacer
0661	Magnet Retainer Spring	1132	Pinion Gear	1201	Retractor Spring Collar
0664	Spacer (B)	1133	Yoke Spring	1202	Magnet Retainer
0766	Dial Friction Washer	1134	Yoke	1257	Dial Case
0780	Magnet Retainer Lock	1135	Yoke Spacer	1258	Left Side Plate
0795	Handle Nut Cover Screw	1136	Clutch Cam		
0797	Handle Nut	1137	Clutch Pawl		
0802	Spool Tension Spacer (B)	1138	Clutch Pawl Spring		
0803	Spool Tension Spacer (A)	1139	Joint Plate		
0807	Drive Shaft Bearing (B)	1140	Clutch Plate		
0808	Friction Washer (B)	1141	Retractor Spring		
0816	Drive Shaft Washer	1152	Worm Shaft		
0817	Multi Purpose Screw	1153	Stabilizer Bar		
0830	Spacer (optional)	1155	Thumb Rest Support		
0838	Magnetic Control Dial	1156	Level Wind Guard	1187	Dial Case
1010	Spool Tension Spring	1159	Spool Assembly	1188	Left Side Plate

(030508)

Prices and specifications subject to change without notice